

### Y4 Home Learning

*Links to the work you should be completely if you are isolating at home.*

Home Learning- wb 10 <sup>th</sup> January 2022		
<b>English</b>  Non- chronological reports	<b>Monday</b>	Lesson 1 - Identify the features of a non-chronological report <a href="https://classroom.thenational.academy/lessons/to-identify-the-features-of-a-non-chronological-report-c4uket">https://classroom.thenational.academy/lessons/to-identify-the-features-of-a-non-chronological-report-c4uket</a>
	<b>Tuesday</b>	Lesson 3- Simple and compound sentences <a href="https://classroom.thenational.academy/lessons/to-explore-simple-and-compound-sentences-6hk3ed">https://classroom.thenational.academy/lessons/to-explore-simple-and-compound-sentences-6hk3ed</a>
	<b>Wednesday</b>	Lesson 4 – Develop rich understanding of vocabulary <a href="https://classroom.thenational.academy/lessons/to-develop-and-generate-subject-specific-vocabulary-c8ukad">https://classroom.thenational.academy/lessons/to-develop-and-generate-subject-specific-vocabulary-c8ukad</a> and Lesson 5 <a href="https://classroom.thenational.academy/lessons/to-develop-a-rich-understanding-of-words-associated-with-water-c8r34r">https://classroom.thenational.academy/lessons/to-develop-a-rich-understanding-of-words-associated-with-water-c8r34r</a>
	<b>Thursday</b>	Lesson 6- To learn information about the angler fish <a href="https://classroom.thenational.academy/lessons/to-learn-about-the-anglerfish-and-their-appearance-cthk8c">https://classroom.thenational.academy/lessons/to-learn-about-the-anglerfish-and-their-appearance-cthk8c</a>
	<b>Friday</b>	Lesson 9 – To write the opening paragraph  <a href="https://classroom.thenational.academy/lessons/to-write-the-opening-paragraph-of-a-non-chronological-report-6hh3ce">https://classroom.thenational.academy/lessons/to-write-the-opening-paragraph-of-a-non-chronological-report-6hh3ce</a>
<b>Maths</b>  Multiplication and Division Click on the link for each lesson	<b>Monday</b>	Lesson 4: <a href="https://classroom.thenational.academy/lessons/understanding-multiplication-can-be-completed-in-any-order-68rp6c">https://classroom.thenational.academy/lessons/understanding-multiplication-can-be-completed-in-any-order-68rp6c</a>
	<b>Tuesday</b>	Lesson 5: <a href="https://classroom.thenational.academy/lessons/using-bar-models-to-represent-known-times-tables-6tj62e">https://classroom.thenational.academy/lessons/using-bar-models-to-represent-known-times-tables-6tj62e</a>
	<b>Wednesday</b>	Lesson 6: <a href="https://classroom.thenational.academy/lessons/understanding-that-multiplication-and-division-are-inverse-operations-61gk0r">https://classroom.thenational.academy/lessons/understanding-that-multiplication-and-division-are-inverse-operations-61gk0r</a>
	<b>Thursday</b>	Lesson 7: <a href="https://classroom.thenational.academy/lessons/using-the-inverse-operation-to-find-missing-numbers-cgt32c">https://classroom.thenational.academy/lessons/using-the-inverse-operation-to-find-missing-numbers-cgt32c</a>
	<b>Friday</b>	Lesson 8: <a href="https://classroom.thenational.academy/lessons/recalling-multiplication-and-division-facts-cmwk0d">https://classroom.thenational.academy/lessons/recalling-multiplication-and-division-facts-cmwk0d</a>
<b>Reading</b> Rushing Rivers by Kingfisher	<b>Monday</b>	Rushing Rivers- non fiction text  Lesson 1- <a href="https://classroom.thenational.academy/lessons/to-identify-features-of-a-non-fiction-text-c8v32d">https://classroom.thenational.academy/lessons/to-identify-features-of-a-non-fiction-text-c8v32d</a>
	<b>Tuesday</b>	Lesson 2- <a href="https://classroom.thenational.academy/lessons/to-answer-questions-on-a-non-fiction-text-part-1-c9gp4d">https://classroom.thenational.academy/lessons/to-answer-questions-on-a-non-fiction-text-part-1-c9gp4d</a>

### **Y4 Home Learning**

*Links to the work you should be completely if you are isolating at home.*

	<b>Wednesday</b>	Lesson 3- <a href="https://classroom.thenational.academy/lessons/to-answer-questions-on-a-non-fiction-text-part-2-ctj30t">https://classroom.thenational.academy/lessons/to-answer-questions-on-a-non-fiction-text-part-2-ctj30t</a>
	<b>Thursday</b>	Lesson 4- <a href="https://classroom.thenational.academy/lessons/to-answer-questions-on-a-non-fiction-text-part-3-cctk6r">https://classroom.thenational.academy/lessons/to-answer-questions-on-a-non-fiction-text-part-3-cctk6r</a>
	<b>Friday</b>	Lesson 5- <a href="https://classroom.thenational.academy/lessons/to-complete-an-activity-on-a-non-fiction-text-c8vp6d">https://classroom.thenational.academy/lessons/to-complete-an-activity-on-a-non-fiction-text-c8vp6d</a>
History	<a href="#">Identifying Different Climate Zones</a> <a href="#">What are the earths biomes?</a> <a href="#">Where are the earths biomes?</a>	
Science	<a href="#">Classifying trees by their leaves</a>	
Useful links (Click on the word) <ul style="list-style-type: none"><li>• <a href="#">Times Tables Rockstars</a></li><li>• <a href="#">Purple Mash</a></li><li>• <a href="#">Bitesize Home Learning</a></li></ul>		

### Y4 Home Learning

*Links to the work you should be completely if you are isolating at home.*

Home Learning- wb 17 <sup>th</sup> January 2022		
<b>English</b> Non- chronological Report	<b>Monday</b>	Lesson 10- to write the appearance of an anglerfish <a href="https://classroom.thenational.academy/lessons/to-write-the-appearance-paragraph-of-a-non-chronological-report-cmv34r">https://classroom.thenational.academy/lessons/to-write-the-appearance-paragraph-of-a-non-chronological-report-cmv34r</a>
	<b>Tuesday</b>	Lesson 14 – Write a paragraph 2  <a href="https://classroom.thenational.academy/lessons/to-learn-about-the-angler-fishs-diet-6mr32c">https://classroom.thenational.academy/lessons/to-learn-about-the-angler-fishs-diet-6mr32c</a>
	<b>Wednesday</b>	Lesson 15- Write paragraph 2  <a href="https://classroom.thenational.academy/lessons/to-write-the-diet-paragraph-of-a-non-chronological-report-69h64e">https://classroom.thenational.academy/lessons/to-write-the-diet-paragraph-of-a-non-chronological-report-69h64e</a>
	<b>Thursday</b>	Lesson 18- Angler fish habitat  <a href="https://classroom.thenational.academy/lessons/to-learn-about-the-angler-fishs-habitat-60u3ec">https://classroom.thenational.academy/lessons/to-learn-about-the-angler-fishs-habitat-60u3ec</a>
	<b>Friday</b>	Lesson 19- write the 3 <sup>rd</sup> paragraph <a href="https://classroom.thenational.academy/lessons/to-write-the-habitat-paragraph-of-a-non-chronological-report-6wt3ar">https://classroom.thenational.academy/lessons/to-write-the-habitat-paragraph-of-a-non-chronological-report-6wt3ar</a>
<b>Maths</b> Multiplication and Division Click the links for each lesson	<b>Monday</b>	Lesson 9: <a href="https://classroom.thenational.academy/lessons/using-factors-and-products-to-solve-division-problems-cmtp4e">https://classroom.thenational.academy/lessons/using-factors-and-products-to-solve-division-problems-cmtp4e</a>
	<b>Tuesday</b>	Lesson 10: <a href="https://classroom.thenational.academy/lessons/consolidating-multiplication-and-division-knowledge-part-1-70vkec">https://classroom.thenational.academy/lessons/consolidating-multiplication-and-division-knowledge-part-1-70vkec</a>
	<b>Wednesday</b>	Lesson 11: <a href="https://classroom.thenational.academy/lessons/solving-correspondence-problems-cgt6ae">https://classroom.thenational.academy/lessons/solving-correspondence-problems-cgt6ae</a>
	<b>Thursday</b>	Lesson 12: <a href="https://classroom.thenational.academy/lessons/using-doubles-to-multiply-cdjkr">https://classroom.thenational.academy/lessons/using-doubles-to-multiply-cdjkr</a>
	<b>Friday</b>	Lesson 13: <a href="https://classroom.thenational.academy/lessons/using-ten-times-greater-for-known-times-tables-c4t68e">https://classroom.thenational.academy/lessons/using-ten-times-greater-for-known-times-tables-c4t68e</a>
<b>Reading</b> Non fiction texts	<b>Monday</b>	The rather interesting octopus:  <a href="https://www.onceuponapicture.co.uk/portfolio_page/the-rather-interesting-octopus/">https://www.onceuponapicture.co.uk/portfolio_page/the-rather-interesting-octopus/</a>

### **Y4 Home Learning**

*Links to the work you should be completely if you are isolating at home.*

	Tuesday	Untitled 1986: <a href="https://www.onceuponapicture.co.uk/portfolio_page/untitled-1986/">https://www.onceuponapicture.co.uk/portfolio_page/untitled-1986/</a>
	Wednesday	Feeding Time: <a href="https://www.onceuponapicture.co.uk/portfolio_page/feeding-time/">https://www.onceuponapicture.co.uk/portfolio_page/feeding-time/</a>
	Thursday	Crocodile- Prediction work: <a href="https://www.onceuponapicture.co.uk/portfolio_page/crocodile/">https://www.onceuponapicture.co.uk/portfolio_page/crocodile/</a>
	Friday	The Oratorr- Inference collection: <a href="https://www.onceuponapicture.co.uk/portfolio_page/the-orator/">https://www.onceuponapicture.co.uk/portfolio_page/the-orator/</a>
Geography	<a href="#">What is the taiga biome?</a>	
Science	<a href="#">Identifying trees in the winter</a> - Can you use the help sheet to identify trees around you?	
Useful links (Click on the word) <ul style="list-style-type: none"><li>• <a href="#">Times Tables Rockstars</a></li><li>• <a href="#">Spelling Shed</a></li><li>• <a href="#">Purple Mash</a></li><li>• <a href="#">Bitesize Home Learning</a></li></ul>		

### Y4 Home Learning

*Links to the work you should be completely if you are isolating at home.*

Home Learning – 24th January 2022		
<b>English</b>  Non chronological report       Recount	<b>Monday</b>	Lesson 20- <a href="https://classroom.thenational.academy/lessons/to-write-the-closing-paragraph-of-a-non-chronological-report-71gkcd">https://classroom.thenational.academy/lessons/to-write-the-closing-paragraph-of-a-non-chronological-report-71gkcd</a>
	<b>Tuesday</b>	To edit and improve your work, using purple pen.
	<b>Wednesday</b>	Remind yourself what you did on Christmas Day- bullet point in chronological order. Watch:  <a href="https://www.theschoolrun.com/what-recount">https://www.theschoolrun.com/what-recount</a>  OR, Draw a map like Michael Rosen states in the video.
	<b>Thursday</b>	Write the recount of what you did on Christmas Day.
	<b>Friday</b>	Edit and Improve your work.
<b>Maths</b> Multiplication and division Click the links in each lesson      Measurement- Area	<b>Monday</b>	Lesson 14: <a href="https://classroom.thenational.academy/lessons/using-bar-models-to-represent-word-problems-70r30c">https://classroom.thenational.academy/lessons/using-bar-models-to-represent-word-problems-70r30c</a>
	<b>Tuesday</b>	Lesson 15: <a href="https://classroom.thenational.academy/lessons/consolidating-multiplication-and-division-knowledge-part-2-cdhk0t">https://classroom.thenational.academy/lessons/consolidating-multiplication-and-division-knowledge-part-2-cdhk0t</a>
	<b>Wednesday</b>	Times Tables Rockstars- go through the times tables that you are unsure of and practice
	<b>Thursday</b>	Area- Lesson 6: <a href="https://classroom.thenational.academy/lessons/understand-that-area-is-a-measure-of-surface-and-is-measured-in-square-units-part-1-cwvk2c">https://classroom.thenational.academy/lessons/understand-that-area-is-a-measure-of-surface-and-is-measured-in-square-units-part-1-cwvk2c</a>
	<b>Friday</b>	Lesson 7: <a href="https://classroom.thenational.academy/lessons/understand-that-area-is-a-measure-of-surface-and-is-measured-in-square-units-part-2-6xj3cc">https://classroom.thenational.academy/lessons/understand-that-area-is-a-measure-of-surface-and-is-measured-in-square-units-part-2-6xj3cc</a>
<b>Reading</b> The Fireworkers Makers daughter	<b>Monday</b>	Lesson 1: <a href="https://classroom.thenational.academy/lessons/to-engage-with-the-text-c9h3je">https://classroom.thenational.academy/lessons/to-engage-with-the-text-c9h3je</a>
	<b>Tuesday</b>	Lesson 2: <a href="https://classroom.thenational.academy/lessons/to-answer-questions-on-the-text-orally-and-in-written-form-c5jk6d">https://classroom.thenational.academy/lessons/to-answer-questions-on-the-text-orally-and-in-written-form-c5jk6d</a>
	<b>Wednesday</b>	Lesson 3: <a href="https://classroom.thenational.academy/lessons/to-analyse-a-character-6wv3gd">https://classroom.thenational.academy/lessons/to-analyse-a-character-6wv3gd</a>
	<b>Thursday</b>	Lesson 4: <a href="https://classroom.thenational.academy/lessons/to-explore-one-of-the-main-themes-6dk30d">https://classroom.thenational.academy/lessons/to-explore-one-of-the-main-themes-6dk30d</a>
	<b>Friday</b>	Lesson 5: <a href="https://classroom.thenational.academy/lessons/to-explore-genre-6rr32t">https://classroom.thenational.academy/lessons/to-explore-genre-6rr32t</a>
<b>Geography</b>	<a href="#">What are the grasslands?</a>	

**Y4 Home Learning**

*Links to the work you should be completely if you are isolating at home.*

Science	<a href="#">Classifying and grouping plants</a>
Useful links (Click on the word) <ul style="list-style-type: none"><li>• <a href="#">Times Tables Rockstars</a></li><li>• <a href="#">Purple Mash</a></li></ul>	

### **Y4 Home Learning**

*Links to the work you should be completely if you are isolating at home.*

Home Learning- wb 31 <sup>st</sup> January 2022		
<b>English</b>  Grammar	<b>Monday</b>	Lesson 1:  <a href="https://classroom.thenational.academy/lessons/to-explore-simple-and-compound-sentences-6hk3ed">https://classroom.thenational.academy/lessons/to-explore-simple-and-compound-sentences-6hk3ed</a>
	<b>Tuesday</b>	Lesson 2:  <a href="https://classroom.thenational.academy/lessons/to-revise-our-understanding-of-simple-and-compound-sentences-65gkje">https://classroom.thenational.academy/lessons/to-revise-our-understanding-of-simple-and-compound-sentences-65gkje</a>
	<b>Wednesday</b>	Lesson 3:  <a href="https://classroom.thenational.academy/lessons/to-explore-complex-sentences-68wp8c">https://classroom.thenational.academy/lessons/to-explore-complex-sentences-68wp8c</a>
	<b>Thursday</b>	Lesson 4:  <a href="https://classroom.thenational.academy/lessons/to-develop-understanding-of-complex-sentences-crtpar">https://classroom.thenational.academy/lessons/to-develop-understanding-of-complex-sentences-crtpar</a>
	<b>Friday</b>	Lesson 5:  <a href="https://classroom.thenational.academy/lessons/to-develop-our-understanding-of-simple-compound-and-complex-sentences-ccvket">https://classroom.thenational.academy/lessons/to-develop-our-understanding-of-simple-compound-and-complex-sentences-ccvket</a>
<b>Maths</b> Measurement- area Click the links in the lessons	<b>Monday</b>	Lesson 8:  <a href="https://classroom.thenational.academy/lessons/calculate-and-compare-the-area-of-rectangles-using-square-centimetres-cm-69h6cd">https://classroom.thenational.academy/lessons/calculate-and-compare-the-area-of-rectangles-using-square-centimetres-cm-69h6cd</a>
	<b>Tuesday</b>	Lesson 9:  <a href="https://classroom.thenational.academy/lessons/calculate-and-compare-the-area-of-rectangles-using-square-metres-m-c9j64t">https://classroom.thenational.academy/lessons/calculate-and-compare-the-area-of-rectangles-using-square-metres-m-c9j64t</a>
	<b>Wednesday</b>	See the resource below
	<b>Thursday</b>	See the sheet below
	<b>Friday</b>	Rockstar Timetables- go through the times tables that you are unsure of and practice

### **Y4 Home Learning**

*Links to the work you should be completely if you are isolating at home.*

Reading	Monday	Lesson 1: <a href="https://classroom.thenational.academy/lessons/to-engage-with-a-text-69k3ad">https://classroom.thenational.academy/lessons/to-engage-with-a-text-69k3ad</a>
Hidden Depths	Tuesday	Lesson 2: <a href="https://classroom.thenational.academy/lessons/to-read-and-answer-questions-on-a-text-part-1-6mvkj4">https://classroom.thenational.academy/lessons/to-read-and-answer-questions-on-a-text-part-1-6mvkj4</a>
	Wednesday	Lesson 3: <a href="https://classroom.thenational.academy/lessons/to-read-and-answer-questions-on-a-text-part-2-6wv68c">https://classroom.thenational.academy/lessons/to-read-and-answer-questions-on-a-text-part-2-6wv68c</a>
	Thursday	Lesson 4: <a href="https://classroom.thenational.academy/lessons/to-read-and-answer-questions-on-a-text-part-3-65hk6c">https://classroom.thenational.academy/lessons/to-read-and-answer-questions-on-a-text-part-3-65hk6c</a>
	Friday	Lesson 5: <a href="https://classroom.thenational.academy/lessons/to-engage-with-the-text-and-to-complete-an-independent-activity-6nk38c">https://classroom.thenational.academy/lessons/to-engage-with-the-text-and-to-complete-an-independent-activity-6nk38c</a>
	Geography	<a href="#">Great Barrier Reef Factfile</a> - Children to create a fact file poster using facts found online.
Science	<a href="#">What are classification keys?</a>	
Useful links (Click on the word) <ul style="list-style-type: none"><li>• <a href="#">Times Tables Rockstars</a></li><li>• <a href="#">Spelling Shed</a></li><li>• <a href="#">Purple Mash</a></li><li>• <a href="#">Bitesize Home Learning</a></li></ul>		



### Y4 Home Learning

*Links to the work you should be completely if you are isolating at home.*

Home Learning- wb 7 <sup>th</sup> February 2022		
<b>English</b>  Poetry	<b>Monday</b>	John Lyons- Poetry, Lesson 4: <a href="https://classroom.thenational.academy/lessons/to-explore-and-respond-to-john-lyons-poetry-dancing-in-the-rain-c8u32c">https://classroom.thenational.academy/lessons/to-explore-and-respond-to-john-lyons-poetry-dancing-in-the-rain-c8u32c</a>
	<b>Tuesday</b>	Lesson 6: <a href="https://classroom.thenational.academy/lessons/to-explore-and-respond-to-john-lyons-poetry-dancing-in-the-rain-part-2-6xgkec">https://classroom.thenational.academy/lessons/to-explore-and-respond-to-john-lyons-poetry-dancing-in-the-rain-part-2-6xgkec</a>
	<b>Wednesday</b>	Lesson 9: <a href="https://classroom.thenational.academy/lessons/to-analyse-carib-nightfall-6rrkae">https://classroom.thenational.academy/lessons/to-analyse-carib-nightfall-6rrkae</a>
	<b>Thursday</b>	Lesson 10: <a href="https://classroom.thenational.academy/lessons/to-analyse-dancing-in-the-rain-6gtked">https://classroom.thenational.academy/lessons/to-analyse-dancing-in-the-rain-6gtked</a>
	<b>Friday</b>	Lesson 16: <a href="https://classroom.thenational.academy/lessons/to-analyse-carnival-jumbie-6mv3jt?activity=video&amp;step=1">https://classroom.thenational.academy/lessons/to-analyse-carnival-jumbie-6mv3jt?activity=video&amp;step=1</a>
<b>Maths</b> Fractions  Click the links in the lessons	<b>Monday</b>	Lesson 11: <a href="https://classroom.thenational.academy/lessons/fractions-recognising-equivalent-fractions-1-crt36e">https://classroom.thenational.academy/lessons/fractions-recognising-equivalent-fractions-1-crt36e</a>
	<b>Tuesday</b>	Lesson 12: <a href="https://classroom.thenational.academy/lessons/fractions-recognising-equivalent-fractions-2-ccr38c">https://classroom.thenational.academy/lessons/fractions-recognising-equivalent-fractions-2-ccr38c</a>
	<b>Wednesday</b>	Lesson 1: <a href="https://classroom.thenational.academy/lessons/to-describe-the-part-whole-relationship-c5k62r">https://classroom.thenational.academy/lessons/to-describe-the-part-whole-relationship-c5k62r</a>
	<b>Thursday</b>	Lesson 2: <a href="https://classroom.thenational.academy/lessons/to-recognise-parts-that-are-equal-and-parts-that-are-unequal-70rpcc">https://classroom.thenational.academy/lessons/to-recognise-parts-that-are-equal-and-parts-that-are-unequal-70rpcc</a>
	<b>Friday</b>	Lesson 3: <a href="https://classroom.thenational.academy/lessons/to-recognise-identify-and-describe-unit-fractions-ccwpce">https://classroom.thenational.academy/lessons/to-recognise-identify-and-describe-unit-fractions-ccwpce</a>
<b>Reading</b>  Poetry	<b>Monday</b>	Lesson 1: <a href="https://classroom.thenational.academy/lessons/to-learn-about-a-poet-and-engage-with-the-poem-for-first-impressions-6hhk0t">https://classroom.thenational.academy/lessons/to-learn-about-a-poet-and-engage-with-the-poem-for-first-impressions-6hhk0t</a>
	<b>Tuesday</b>	Lesson 2: <a href="https://classroom.thenational.academy/lessons/to-use-strategies-to-identify-key-vocabulary-and-begin-to-understand-the-poem-further-6cw38t">https://classroom.thenational.academy/lessons/to-use-strategies-to-identify-key-vocabulary-and-begin-to-understand-the-poem-further-6cw38t</a>
	<b>Wednesday</b>	Lesson 3: <a href="https://classroom.thenational.academy/lessons/to-use-the-text-to-answer-questions-75k30d">https://classroom.thenational.academy/lessons/to-use-the-text-to-answer-questions-75k30d</a>

### **Y4 Home Learning**



*Links to the work you should be completely if you are isolating at home.*

	Thursday	Lesson 4: <a href="https://classroom.thenational.academy/lessons/to-discuss-the-poets-choice-of-language-and-structure-71h6ac">https://classroom.thenational.academy/lessons/to-discuss-the-poets-choice-of-language-and-structure-71h6ac</a>
	Friday	Lesson 5: <a href="https://classroom.thenational.academy/lessons/to-identify-key-themes-in-the-poem-and-create-our-own-poem-with-a-similar-theme-65k66d">https://classroom.thenational.academy/lessons/to-identify-key-themes-in-the-poem-and-create-our-own-poem-with-a-similar-theme-65k66d</a>
History	<a href="#">How are biomes being damaged?</a>	
Science	<a href="#">Classifying Animals Introduction</a> <a href="#">How do we classify animals?</a>	
Useful links (Click on the word)		
<ul style="list-style-type: none"><li>• <a href="#">Times Tables Rockstars</a></li><li>• <a href="#">Spelling Shed</a></li><li>• <a href="#">Purple Mash</a></li><li>• <a href="#">Bitesize Home Learning</a></li></ul>		

**Y4 Home Learning**


*Links to the work you should be completely if you are isolating at home.*



Week 3 - Area: Wednesday's lesson		
LO: To identify the area of a shape		
I can count the squares		
I can use multiplication to work out the answer		
I can write the unit of measure after my answer		


# Find the area

1.



=

2.



=

3.



5 cm

5 cm

=

4.



6 cm

3 cm

=

5.



9 cm

4 cm

=

6.

12 cm



6 cm

=



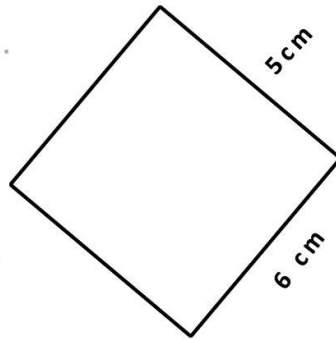
**Y4 Home Learning**

*Links to the work you should be completing if you are isolating at home.*

Week 3-Area: Thursday's lesson	😊	😞
LO: To identify the area of a shape		
I can count the squares		
I can use multiplication to work out the answer		
I can write the unit of measure after my answer		

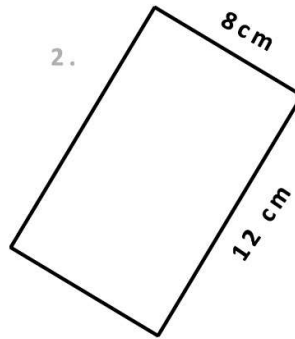
# Find the area

1.



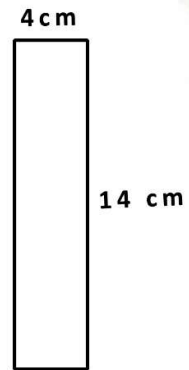
= \_\_\_\_\_

2.



= \_\_\_\_\_

3.



= \_\_\_\_\_

4.



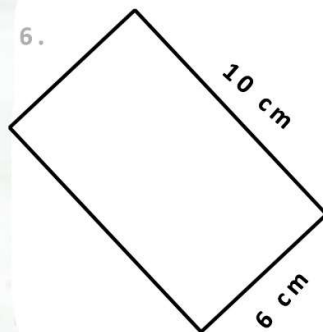
= \_\_\_\_\_

5.




= \_\_\_\_\_

6.



= \_\_\_\_\_

7.



= \_\_\_\_\_

