


At Home-

Encourage your child to share with you what they have been doing at Nursery, as this will develop speaking and listening skills.



Prime— Area of learning Personal, Social and Emotional

- Activities to encourage independence, concentration, confidence and social skills as sharing and taking turns.
- Reading The Colour Monster to support managing feelings and behaviours.
- Using their imagination to re-create roles and experiences.
- Time to share any information from home and to discuss personal celebrations



Specific Area of Learning Literacy- Reading and Writing

- Development of reading skills and an enjoyment of books through individual and whole class activities using 'big books'
- Regular opportunities to practise mark making and emergent writing.
- Regular opportunities to ascribe meanings to marks and notice print in the environment.

At Home- Help your child to hold a pencil correctly. Allow them time to follow a line with their pencil and give your child opportunities to draw and colour pictures independently.

Specific Area of Learning Mathematics- Number

- Use of the mathematical vocabulary, more than.
- Recognising and counting using numerals to 6/ 10 according to ability.
- Combining two quantities using practical objects.
- Recognition of flat or solid shapes and to use mathematical language to describe them.
- Development of mathematical language e.g. more/less, bigger/smaller.



Prime Area- Communication and Language

- Discussion about celebrations that are personal to them. Encourage responses to photos sent in from home.
- Activities and games to encourage independence, concentration, confidence and social skills as sharing and taking turns.
- Building vocabulary linked to the topic of colour and Christmas.
- Encouragement of children to ask questions about their learning.

How many colours in a rainbow?

Our theme in the Nursery for the next 7 weeks of term is 'Colour'

Within this theme we will cover the following areas as part of the Foundation Stage Curriculum. As with all our work in the Foundation Stage, the theme will involve a strong emphasis on practical activities to develop the children's learning. However, some more formal activities



Prime Area – Physical

Development

- Access to large scale activities outside, climbing steps, climbing wall, monkey bars, navigation of grass slopes.
- Throwing and catching, small and large PE equipment.
- Develop their hand-eye co-ordination skills through using the fiddly fingers fine motor tables.
- Using their imagination in music and dance linked to the Nativity play.

Specific Area of Learning- Expressive arts and design

- Exploring colour and mixing colours through different stories and artists.
- Explore and use the musical instruments to accompany Christmas songs.
- To sequence the colours in a rainbow and to recognise which colours mix together to make others.
- To use the vertical painting wall to support gross motor development

Specific Area of Learning- Understanding the world


- To look at festivals and colours of celebrations.
- Pretend to have a birthday party/ Christmas day celebration at school.
- To recognise different colours in the classroom and outdoor environment.
- Scientific experiments based upon the weather-freezing and melting water/ice/snow

At Home- Give opportunities for your child to experiment with different creative materials.


Discuss at home the theme of 'Colour'. Spotting colours in the home and outdoor environment

Discuss changes in the weather, allow your child to make decisions on the clothing that they think they will need for the day.





[Elmer Story](#)



[The Colour Monster](#)




[CBeebies Diwali](#)




[Cbeebies Remembrance Story](#)

[The Colour Monster Song](#)

Stories and video
links to support this
terms learning




[Kippers Birthday Party](#)




[We're going on an Elf chase.](#)


[One Year with Kipper](#)




[Let's Celebrate Christmas](#)



Drawing and mark making-
Chalk fireworks.




Colour mixing and experiments with
colours. Ordering colours e.g. bricks and
other household objects.




Colour and shape
sorting.

Home Learning Ideas Week 1

Lights in the sky/
rainbows/ fireworks and
Elmer.



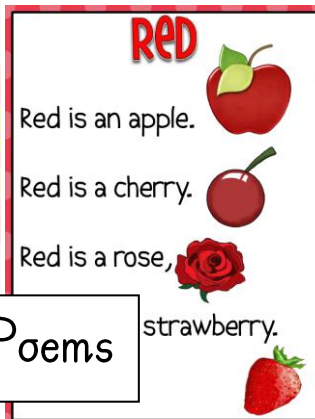

Scissor skills and physical
development- Cutting snips
into paper to make fireworks.



Cooking or baking with coloured icing or
ingredients. Skills in using cutlery, chopping
and mixing.

RAINBOW SCAVENGER HUNT

- 
- Find something red.
 - Find something yellow.
 - Find something orange.
 - Find something green.
 - Find something blue.
 - Find something purple.
 - Name a fruit that is red.
 - Name an animal that is yellow.
 - Name a vegetable that is orange.
 - Name a plant that is green.
 - Name a flower that is purple.
 - Name something outside that is blue.



Diwali salt dough divas



Scissor skills and physical development- poppy crafts.

Colour and shape – Patterns onto Diva lamps

Home Learning Ideas
Week 2

Remembrance /Poppy day
and Diwali.



Poppy. poppy what do you say?
Wear me on Remembrance Day.

Poppy. poppy what do you tell?
Many soldiers in battle fell.

Poppy. poppy what should we know?
That peace on earth should
Grow, grow, grow!



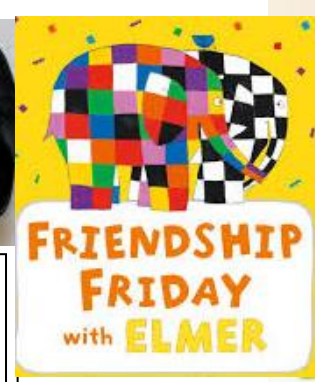
Drawing and mark making-
Mehndi patterns onto hands



Bollywood Dancing

5-a-day.tv



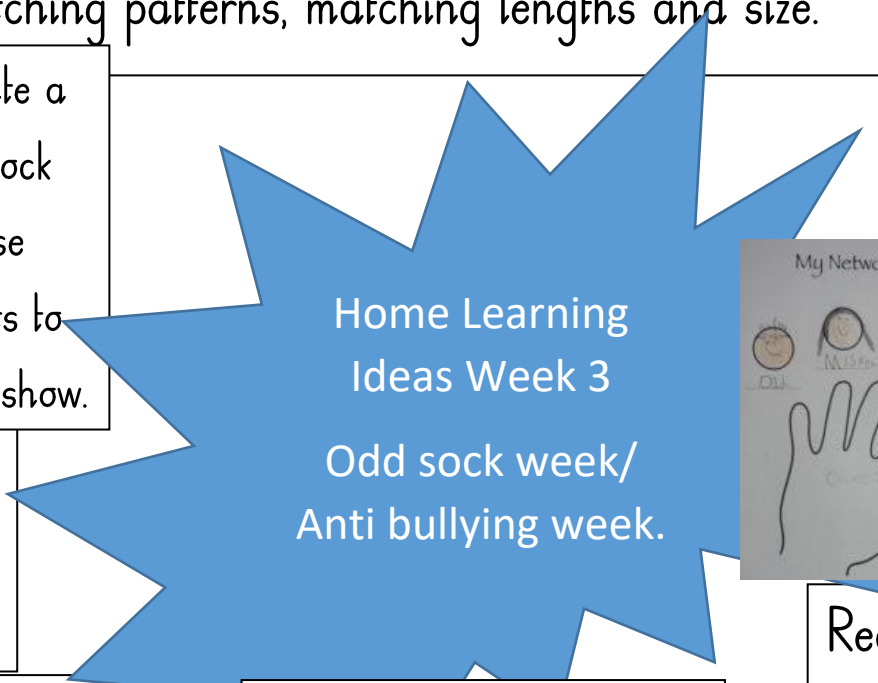


Shape, space and measures – Pairing socks, matching patterns, matching lengths and size.

Anti-bullying week- This week we will be celebrating everyone's similarities and differences.



Creative- Decorate a sock to make a sock puppet. Try to use your sock puppets to put on a puppet show.



We will also be talking about who we can ask for help



Scissor skills and physical development- Cutting out shapes to make pairs of socks to hang on a washing line.

Reading, listening and re-telling
[Simon the sock](#)





Drawing and mark making- Design and draw patterns onto socks.

Numbers and counting- pairing the socks into two's, How many pairs do you have?



[Octopants](#)





Home Learning Ideas Week 4

Nursery Bears 4th Birthday Party




Fine motor skills, use of tools and shape, space and measures-
Present wrapping, cutting paper, checking sizes, using tape.

Cooking or baking- We will be making party food and cakes. Both following a real recipe and making up our own like Kipper did for his toy's party!

Number and counting- Recognition of numbers that are personal to them. Counting candles, making playdoh cakes and putting candles in.

Understanding the world- Look back at photographs of family birthdays together. How have family members changed?
Organise a birthday party at home for a toy, what will you need to get ready?

Drawing, writing & mark making-
Making birthday cards and invitations.



is invited to

Party!

Name: _____

Date: _____ Time: _____

Room: _____

is invited to

Party!

Name: _____

Date: _____ Time: _____

Room: _____



Dear Santa,

I am proud of myself



because_____

This year I wish for _____

Love,



Elf arrival and mischief!



Problem solving and making vehicles for Santa to drive just in case his sleigh breaks down.



Tree decorations involving scissor skills and/ Or threading.



Home Learning Ideas Week 5 Christmas Celebrations

Learning about Advent and beginning the countdown to Christmas day. Sharing pictures of Christmas trees and how different families



Christmas Play Dough
Invitation to Create

craftulate.com



Playdough and salt-dough tree decorations.

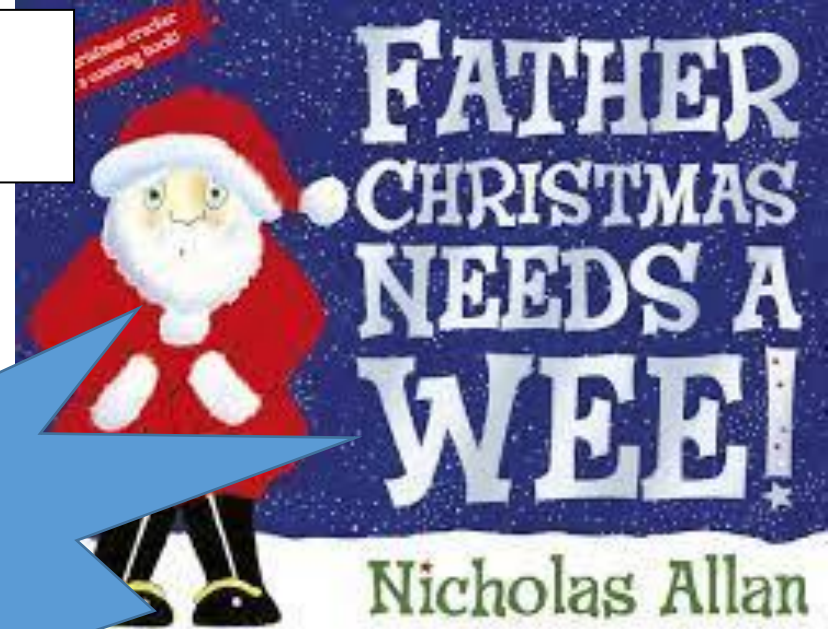




Creating and writing Christmas cards.



Story sequencing and retelling.



Home Learning Ideas
Week 6
Christmas Celebrations

Numeral recognition and numeral sequencing.
1:1 counting of Christmas presents in the book.



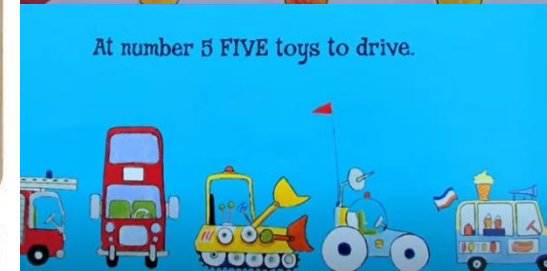
NSPCC Christmas jumper day, design and decorate a Christmas jumper.



Christmas wrapping station, promoting scissor skills, joining skills e.g. using tape, looking at size, shape and problem solving.



Fine motor threading and weaving activities.



THE NATIVITY PLAY



Nick Butterworth and Mick Inkpen

Dressing up and performing in a Nativity play.

Can you dress up at home and perform our songs to your family?



Are you ready for Christmas?

Baking cookies/ mince pies and making reindeer food.

How many carrots do we need? 1:1 counting to 9.

Home Learning Ideas
Week 7

Christmas and Winter
Celebrations



Learn about seasonal change and the season of Winter. Read stories linked to winter.

Ice exploratory play, watching ice melt and understanding where it will freeze.



Suzy Lee- Lines story book.

Discussion around feelings in the story and how the ice skater feels. Children drawing own 'Lines' drawings.

