



We will start the year by reading lots of 'Harry and his bucket full of dinosaurs' stories.


This term, our focus question will be - What exciting adventure is in your bucket?

We will be learning lots about Harry and his family and using the stories to help us explore the following ideas...

Harry and the Dinosaurs




Harry and the Dinosaurs go Wild




Harry and the Dinosaurs at the Museum

Term 1 Stories





Harry and the Dinosaurs say "Raahh"



Harry and the Dinosaurs make a splash


Harry and the Dinosaurs start school

Harry and the Robots





Can you count items into a cup or bucket? How many things can you fit inside?



Harry filled his bucket with dinosaurs. Can you fill a bag with items that tell us all about you? You could include...

A favourite toy,

Favourite story

Colour

Song

Photos from home.

A drawing or something you have made.

Week 1 — What are my favourite toys?

Harry found his dinosaurs in the attic/ loft. Can you ask a member of your family to show you their old toys?



Can you draw a picture of your favourite toys in a bucket?





Harry lives at home with his Mummy, Nan, and big sister Sam. Who lives in your family?

Can you draw a picture of your Family?


Week 2 — Where do I live and who do I live with?

Can you make a map for your house and the things near by? How do you get to school?



Can you draw a picture of your house? Is there a number on the door?






Can you look in the mirror and describe what you look like? Can you draw a self-portrait?



Week 3 – What do I look like?




Do you look the same or different to your friends?
What makes you special?



Can you make a robot like Harry's?


Can you make a face using loose parts





Have you been on an adventure with your family? Can you share some photo's with us? Can you tell us about your day?

Can you draw a picture of your favourite parts?




Week 4 — What adventure shall we have today?

Zoo Animals Word List

alligator	elephant	giraffe	hippo	koda	Zoo Animal Words


Do you have some animals at home? Can you count them?
Can you draw the animals and write a number next to them?



We use the 4 Tales tool kit icons to tell a story. Can you tell a story with a.

- Character
- Setting
- Problem
- Solution






TalesToolKit
Everyone has a story





Can you, draw write or find pictures to create a list of characters to use in your stories?



Can you think of a list of places to take all of characters and use in your stories?


Week 5 – Story telling week

In the story 'Romp in the Swamp' Harry uses lots of items from around the house to build a dinosaur world and make his own story up. Can you make a dinosaur world?





With your grown-ups at home can you find out and write a list of dinosaur




Week 6 –Dino Fact Week



Can you look at the Natural History Museum website at all the fossils and skeletons that they have.

You could try to make your own fossils out of salt dough.





Can you collect some autumn items? Can you look out the window at home and see what signs of Autumn you can see?

Week 7 – Autumn and seasonal change

Autumn Scavenger Hunt

- | | |
|---|---|
| <input type="checkbox"/> A Red Leaf  | <input type="checkbox"/> A Twig  |
| <input type="checkbox"/> A Yellow Leaf  | <input type="checkbox"/> A Flower  |
| <input type="checkbox"/> An Orange Leaf  | <input type="checkbox"/> A Blade of Grass  |
| <input type="checkbox"/> A Green Leaf  | <input type="checkbox"/> A Stone  |
| <input type="checkbox"/> An Acorn  | <input type="checkbox"/> A Winged Seed  |
| <input type="checkbox"/> A Pinecone  | <input type="checkbox"/> A Piece of Bark  |

Can you write some labels and find the right amount of Autumn items? You could use other items like fruit or vegetables.



Can you draw a picture of an autumn leaf or another object? You could try drawing half a leaf!

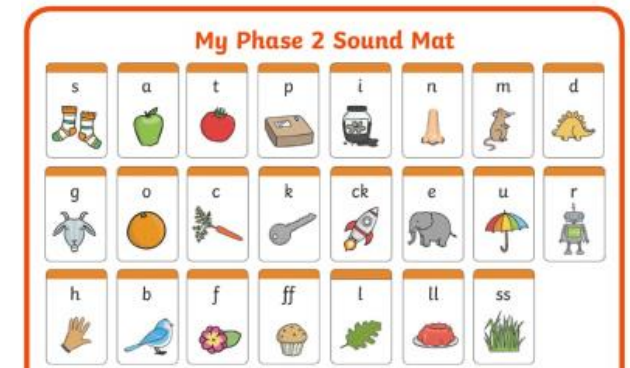


Reception- Phonics

In the first term at school, we will begin learning Letters and Sounds Phase 2 phonemes.

This link is for the Alphablocks, this will help with the correct pronunciation of each letter.

<https://www.bbc.co.uk/iplayer/episode/b00qhs1b/alphablocks-series-1-1-alphablocks-az?scrlybrkr=39af0f76>



8 th /9 th /10 th Sept	WB 13 th	WB 20 th	WB 27 th	WB 4 th	WB 11 th	WB 18 th
Sounds games & assessments	s,a,t,p	i,n,m,d	g,o,c,k	ck,e,u,r	h,b,f,ff,l,ll,ss	Focus on blending and reading
	Tricky words- to, the, no, I, into					

Reception- Maths

In the first few weeks of school we will be teaching maths through spending time with the children in their new classroom environment.

When we first start Numbertime in Reception, we will begin to introduce the children to a range of new ideas and different types of calculations. We learn all of the new concepts within numbers to 5 to start with before extending to 10 and onto 20.

8 th /9 th /10 th Sept	WB 13 th	WB 20 th	WB 27 th	WB 4 th	WB 11 th	WB 18 th
Number of the day. Baseline assessments, playing maths games, using mathematical equipment within the classroom.	Building number lines to 5	Sorting objects into groups	Comparing quantities. Who has more?	Changing numbers within 5- One more/ One less	My Day	
https://www.bbc.co.uk/iplayer/episodes/b08bzfnh/numberblocks https://www.bbc.co.uk/cbeebies/joinin/numberblocks-help-your-child-with-maths						